

RHINO
FROM **TOWMATE**

RHINO PLANT TRAILER

THE STANDARD RANGE





INNOVATION. PRECISION. STRENGTH

Built From The Ground Up. The Rhino Digger Plant Trailer.

Built from the ground up, the Rhino Plant Trailer embraces the harsh environments associated with construction work.

The tough galvanised steel chassis and modular design embodies the durability and strength that you've come to expect from Towmate Trailers.

Built Rugged. Built For You.

Available in two different bed sizes, and two weight capacities, with scope to customise features available, there is a Rhino Plant Trailer to suit every requirement.

RHINO PLANT TRAILER STANDARD FEATURES.

At the heart of the Rhino is a trailer designed to provide a pleasant towing experience. Its standard features ensure that the Rhino is always competent, in every situation.



FULLY TYPE APPROVED

The full range of our Rhino Plant trailers are fully type approved with VCA accreditation.



HEAVY DUTY MUDGUARDS

Bespoke welded steel construction offers a load bearing surface and enhanced durability.



EU APPROVED LIGHTING

All lights fitted to our trailers are EU approved. You have the option to upgrade to LED lighting. Lights shown in image are LED.

INTEGRATED SIDE STEPS

Made of heavy duty steel. Features bespoke high grip protrusions for safe access to the trailer. The high grip durable steel surface also reduces slip hazards.



1 YEAR WARRANTY

Our Rhino standard range comes with a 1-year warranty. Terms and conditions apply.


► **1400MM INDIVIDUAL RAMPS**

Ideal for weight saving, the individual ramps are 1400mm long and manufactured from high grade galvanised steel. Individual ramps can move to suit the track width of different machinery. High grip protrusions in the ramp ensure better grip when loading.



◀ **1400MM FULL WIDTH RAMPS**

The full width ramp is also manufactured from high grade galvanised steel. High grip protrusions in the ramp ensure better grip when loading.




HEAVY DUTY RUNNING GEAR

The Rhino features a 5-stud configuration with a heavy duty SFL bearing, for durability and ease of maintenance.

◀ **HEAVY DUTY RAMP FASTENER**

Offers better holding than ACME thread, with additional locking pin and rubber buffer for a safe and quiet ride.



◀ **2.5T RATED LASHING POINTS**

8 lashing points, rated at 2.5T each, provide multiple tie down points. Engineered so they tuck out of the way when not in use, these hooks provide a clear deck which is easy to clean.

► **EXTENDED DRAWBAR**

Ensures sufficient clearance so the digger boom never makes contact with the towing vehicle. Complete with universal bucket rest.



RHINO PLANT TRAILER OPTIONAL FEATURES.

We have a few optional upgrades available on the Standard range of the Rhino Plant Trailer.



▲ LED DUAL VOLTAGE LIGHTING

You have the option to upgrade your Rhino to have fully LED dual voltage lights. LED lights are more energy efficient, brighter and more resistant to shattering.



◀ ELECTRIC WINCH

Option for an electric winch, positioned on the a-frame at the front of the trailer to ensure safe and easy use.

▼ IT'S YOUR CHOICE!

Choose between a 40mm eye or a 50mm ball coupling at no extra cost! Our 50mm ball coupling comes with high security lock with extra peace of mind.



▲ WHEELSENTRY®

Our unique WheelSentry 2-in-1 wheel nut indicator and retainer system. Recommended to ensure reduced risk of wheel loss.

▶ SPARE WHEEL CARRIER

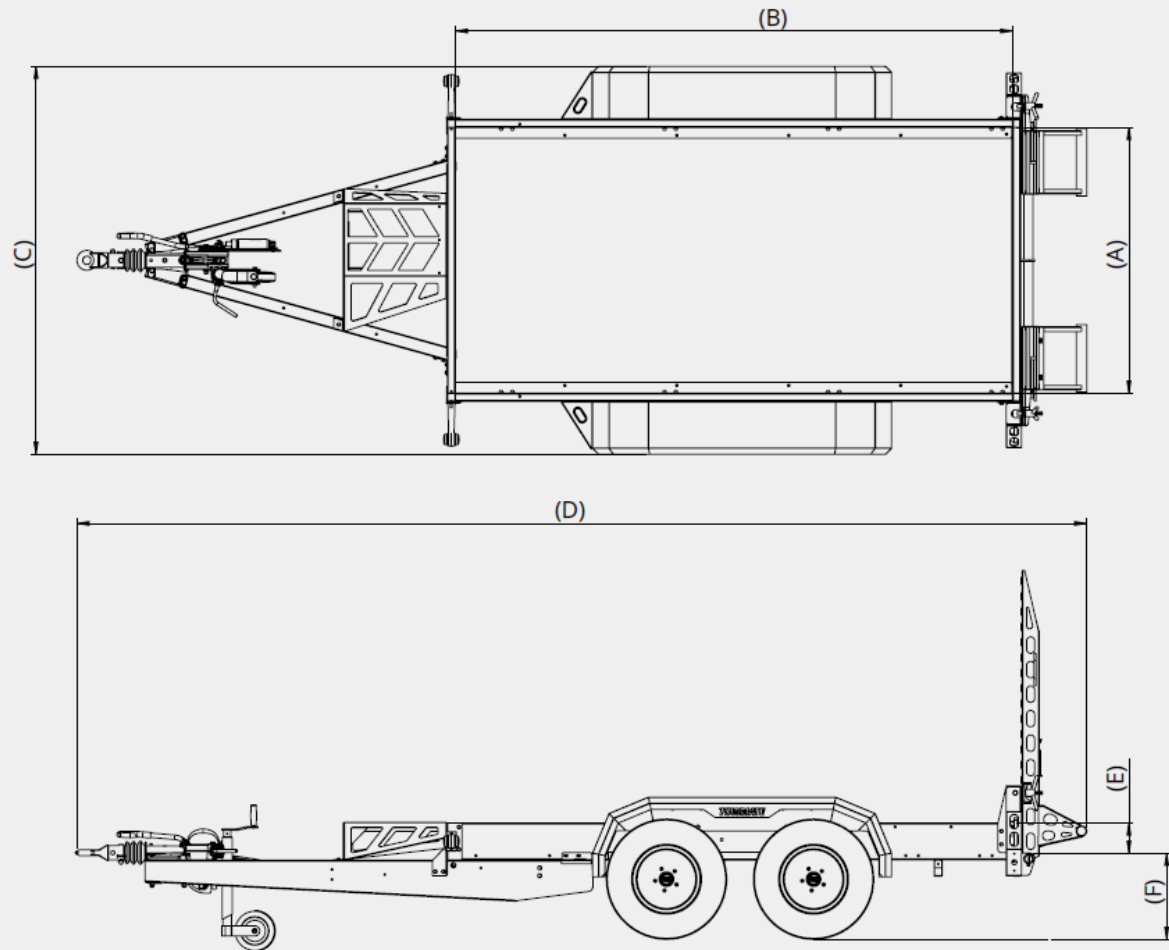
Mounted conveniently on the front headboard of the trailer. Lockable to increase security.



DIMENSIONS

THE STANDARD RANGE.

- (A) Internal Width (mm)
- (B) Internal Length (mm)
- (C) Overall Width (mm)
- (D) Overall Length (mm)
- (E) Side Height (mm)
- (F) Loading Height (mm)



TECHNICAL SPECIFICATION

	TDP2813-27	TDP2813-27FWR	TDP3117-35	TDP3117-35FWR
CAPACITY				
Gross (KG)	2700	2700	3500	3500
Payload KG (standard spec)	2157	2128	2817	2776
Unladen Weight KG (standard spec)	543	572	683	724
DIMENSIONS				
(A) Internal Width (mm)	1300	1300	1700	1700
(B) Internal Length (mm)	2770	2770	3045	3045
(C) Overall Width (mm)	1900	1900	2300	2300
(D) Overall Length (mm)	4945	4945	5205	5205
(E) Side Height (mm)	145	145	145	145
(F) Loading Height (mm)	380	380	380	380
RUNNING GEAR				
Axles	2	2	2	2
165 R13 8 Ply Wheel & Tyre Assembly	●	●	-	-
185/70 R13 Wheel & Tyre Assembly	-	-	●	●
48mm Serrated Jockey Wheel	○	○	●	●
Spare Wheel & Carrier	○	○	○	○
2.5T Recessed Lashing Rings (4 pairs)	●	●	●	●
Cast Steel Coupling Head	No Cost Option	No Cost Option	No Cost Option	No Cost Option
40mm Eye Coupling	No Cost Option	No Cost Option	No Cost Option	No Cost Option
WheelSentry®	○	○	○	○

● Standard Equipment ○ Optional Equipment — Not available

TECHNICAL SPECIFICATION

	TDP2813-27	TDP2813-27FWR	TDP3117-35	TDP3117-35FWR
LED Lights	○	○	○	○
Bucket Rest	●	●	●	●
BED & REAR LOADING				
Plywood Flooring	●	●	●	●
1400mm Individual Ramps - Pair	●	●	●	●
1400mm Full-Width Ramp	○	○	○	○
Gas-assisted Ramps (for full-width ramps)	Standard on full-width ramps	Standard on full-width ramps	Standard on full-width ramps	Standard on full-width ramps

● Standard Equipment ○ Optional Equipment — Not available



HEALEY
TOOL HIRE & SALES
www.healeytoolhire.com
01206 793400

Tractor
1 tonne

TOWMATE

PRO SUPPORT

OUR AFTERSALES PACKAGE.

PROFUND

Looking to spread the cost? Finance is a simple, easy and competitive way to acquire your new trailer. We offer finance options across our range to help you get the equipment you need, when you need it. We can tailor our deals to suit your requirements - be it hire purchase, lease or whatever works best for your business. Get in touch with us today to find out how we can support your trailer needs! Email sales@towmatetrailers.com or call us on 01206 589550. Terms and conditions apply.

WARRANTY

We believe in supporting our customers from point of purchase, all the way through to maintenance and repair. Our team are here to help you get the most out of your product. Towmate warranty is a no quibble warranty. Providing genuine Towmate parts are purchased, and the trailer is maintained with our recommended service schedule, your Towmate product is covered. We offer a 1-year warranty on our Standard range. Terms and conditions apply.

SERVICING

We know how important it is to keep your trailers running and transporting your equipment and machinery to site. Ensuring your trailer stays safe and road worthy means regular servicing is necessary and essential. That's why we offer a comprehensive service package, freeing you up to spend time on what you do best - serving your customers. We take the hassle and headache out of maintenance, helping you to run efficiently, minimise your downtime and keep your trailers running - day-in, day-out. Our parts are available for despatch on next working day delivery from our sister company ATE (UK) Ltd. Get in contact today to find out more how we can help you!



TOWMATE TRAILERS

DISTRIBUTED BY:

